

Appsolutely Engaging and Educational: Introduction to iPad Apps for Kids with Special Needs









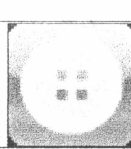





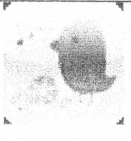









Photo: Eric Jerman





Presented by:











Eric Jerman, M.Ed., COMS
25 Elmore Street
Arlington, MA 02476
Email: eajerman@yahoo.com

Review of Apps
wonderbaby.org
memswaps









#	Icon	App	Description
Cause & Effect			
1.		Peekaboo Barn (Night & Day Studios, Inc.)	Touch the hopping red barn to open barn doors and reveal animal inside and hear it! Repeat to see and hear a different animal!
2.		Peek-a-bouncer (kneebouncers.com)	Touch screen, and hold, to open curtain on silly faces and goofy sounds.
3.		BL tickle (Me and The Giants)	Simple B&W drawing of a baby's face; touch the screen and make the baby laugh. Swipe your finger back and forth to make baby laugh very hard!
4.		Talking Carl (Yann Le Corroler)	A friendly red gumbdrop-like creature repeats what you say in his helium-infused voice. Swipe your finger to tickle him and make him laugh.
5.		Draw Stars! L'Escapadou	Yellow and blue stars appear on screen at the touch and drag of your fingers!
6.		iSnow-Flake (Mark Keroles)	Colorful snowflakes appear on screen at the touch and drag of your fingers! They linger and then gradually fade.
7.		iLove Fireworks (Fireworks Games)	Fireworks appear on screen at the touch and drag of your fingers!
8.		Baby Buttons (Pigmik Software)	Colorful buttons make soft sounds when you touch them! Shake screen to rearrange the buttons.
9.		Baby Butterfly (my first colors)	Red, yellow, blue and green butterflies flutter on the screen until you tap them and then more butterflies follow!
10.		Bubbles (Hog Bay Software)	Run your finger(s) across the screen to produce brilliant blue bubbles that float and fall with the force of gravity.
11.		Calling all Knee-bouncers (kneebouncers.com)	Fun cell phone that has "face time" with various silly critters!










12.		Sound Shaker (Tickle Tap Apps)	With each tap on the screen, colored spheres expand one size larger and make a sound. On the 8 th generation a cute bird hatches and flies away, exiting stage right. Various sound options—"barnyard" option is a riot of farm animal sounds!
13.		Peekaboo Wild (Night & Day Studios, Inc.)	Sequel to the popular Peekaboo Barn, app has yellow grass that sways side-to-side inviting user to tap and reveal an African animal!
14.		BabyPlayPad (Aquilon)	Simple image of a tree, a cloud, the sun, 3 flowers and a butterfly invite user to touch screen and activate movement and sound, i.e. the sun spins, the butterfly flits about, the cloud activates 3 purple birds, etc.
15.		Sparka-bilities (Bottle Rocket)	Encourages directed touch with graphic "targets." Two modes: interactive flash cards or continuous play of 8 videos. Videos are captivating with moving targets, glimpses of human faces, lessons on triangles, squares, circles, and stars.
16.		Baby Vision (Me and The Giants)	Every 15 seconds a different high-contrast black and white drawing appears on the screen. Many images! Note: not necessarily a cause & effect app.
17.		Bebot – Robot Synth Russell Black	A lone, retro-looking robot, wearing a tuxedo, makes "robot sounds"—think 1950's television robots—as you tap and swipe your finger across the screen. Fun!
18.		BL2Spots (Me and The Giants)	Drag your finger across the screen and a series of black dots and other shapes will trail along and then sprout two generations (or more) of additional shapes acting like smaller appendages to the original shape!
19.		Alphabet (Piikea St. LLC)	Called by the company an "interactive alphabet," each letter represents an object or animal and reacts to your touch with sound and movement!
20.		BL Peekaboo (Me and The Giants)	Black and white face says "Peekaboo" while peeking from edges of screen. Tap face and it responds with "hello" or "hi."
21.		Random Touch	Touch the white screen and a colorful shape appears along with a clownish sound, such as a bass drum, old car horn, "boing,"



		(Joe Scrivens)	etc. Fill the screen with up to 20 images of cows, letters, balloons, popsicles, flowers, pizzas, etc. before the screen clears itself and is ready for more!
22.		Balloon Pops (Joe Scrivens)	Each screen has 10 balloons of varying colors and sizes. Touch a balloon to pop it and get a satisfying “pop” sound. Option to have a audible count of # of balloons popped up to 10. Great way for low vision users to learn to search the screen!
23.		Beautiful Bubbles (Joe Scrivens)	Bubbles offers moving targets to touch and “pop.” Two modes: just for fun or challenge mode which keeps score for bubbles touched and missed. Great for visual tracking!
24.		Rattle (SelenaSoft, Inc.)	Simple but effective—a sleepy sun floats aimlessly until you touch it and then it rockets into high speed with eyes open while the sound of children cheer!
25.		Tap-n-see-zoo (little bear sees)	Simple cause & effect app designed specifically for kids with Cortical Visual Impairment (CVI). Drawing of an animal slowly moves around screen. User has choice of which animal appears on screen, what color it should be, and what sound is played when animal is touched (whistle, laughing 1, applause, laughing 2). The size of the animal can be manipulated and the speed at which it moves around the screen can also be controlled.










#	Icon	App	Description
Read-to-Me Stories			
1.		The Smelly Sprout (Pocket Story)	Uplifting story of an outcast who finds his path and makes a friend.
2.		Tickle Finger (Pocket Story)	Tiny Tinga the monkey calls upon the reader to assist him in escaping from predators by tickling them, causing tigers, alligators, and cheetahs to roll over laughing—and leave Tinga alone!
3.		1 Fish 2 Fish (Oceanhouse Media)	Dr. Seuss classic; read-to-me function highlights text in red and automatically turns pages!
4.		Hop on Pop (Oceanhouse Media)	Dr. Seuss classic; read-to-me function highlights text in red and automatically turns pages!
5.		Foot Book Oceanhouse Media	Dr. Seuss classic; read-to-me function highlights text in red and automatically turns pages!
6.		Barnyard Dance Sandra Boynton	Sandra Boynton classic in an interactive format. Tap, tap & slide, and swipe images to hear cows moo and see animals dance!
7.		Pied Piper (Baby First)	Animated book is a variation on the classic story. Touch the images to hear sound of birds singing, flutes playing.
8.		Macbeth Mindconnex Learning, Ltd.	Shakespeare's classic in a highly accessible format! Play is told in small sections, each with animated video and text that offers modern definitions of the original text. Older kids+
9.		This Too Shall Pass (Moving Tales)	A classic tale of a king searching for meaning in his life. With stunning, high-contrast, detailed animations. Ages 7+. English, French, Spanish.
10.		The Monster at the End of this Book (Callway Digital Arts)	A classic book gets a digital makeover allowing reader participation to thwart Grover's attempts to stop you from turning pages and getting closer to the monster at the end of this book.





#	Icon	App	Description
Music and Sounds			
1.		Tappy Tunes (UtiliTouch, Inc.)	Tap the screen to advance songs note for note—your job is to keep the beat going! Screen displays colorful images with each note tapped, and the song's lyrics scroll along the top of the screen.
2.		Bloom (Opal Limited)	Tap the screen to create pools of soft color accompanied by gentle music tones—it's like a colorful, musical spring rain shower.
3.		Trope (Opal Limited)	Similar to Bloom but instead of pools of color streaks of color jet across the screen.
4.		Big Bright Keys (Macsolving)	Colorful buttons respond with sound when pressed.
5.		Boogie Bopper (Tickle Tap Apps)	Two modes: play individual notes of familiar children's songs by tapping on the guided colorful balls or play freestyle notes.
6.		Toddler Bells (DaabApps)	Colorful xylophone (glockenspiel?) is simple, only one octave, and no screen link to settings or other apps.
7.		Percussive Latin (Touch Media Productions)	Percussive <i>Latin</i> contains many percussive instruments. Touch an image and hear its musical sounds!
8.		Moozart (Meltmedia)	Children's songs played one note at a time by cowbells, chickens, pigs, cats, etc. Pause, resume or go back to beginning of song.
9.		Maracas (CTS MobileSoft)	Select one of several brightly colored maracas that respond with shaking at your touch!
10.		Loopy Tunes (Tokeru Trust)	Turn on/off up to 5 musical phrases in each set to create repeating phrases of your choosing.
11.		Thumb Jam (Sonosurus LLC)	On the screen are horizontal bands of colors that light up and play notes as you run your finger across them. Simple to play with a beautifully rich sound with over 40 different instruments to choose from.

#	Icon	App	Description
Communication			
1.		Answers Yes/No (Simplified Touch)	A switch for Yes/No questions and much more! Can be customized with your own text and your own audio, i.e. "More" and "All Done!"
2.	 Switch Access	T S Button (Tap Speak Button)	Huge red circle acts like a jellybean button switch with multiple messages. Customize dozens of messages on one switch! Much cheaper than buying multiple jellybean switches!
3.	 Switch Access	Tap Speak Choice (Tap Speak Sequence)	Tap Speak Choice for iPad is a communication app that uses Mayer Johnson symbols to allow the user to string together multiple words to create phrases and sentences. It is also a text-to-speech output device.
4.	 Switch Access	TS Sequence (Tap Speak Sequence)	Use Dynavox Mayer-Johnson symbols to tell a graphic story with your voice message.
5.	 Switch Access	Rad Sounds (RJ Cooper)	Switch-friendly and compatible with RJ Cooper's iPad Switch interface allowing wireless access with one or two of your favorite switches!
6.		Word Totz (Ingenious Monkey)	Offers general communication flash cards but also has section called "My Cards" that allows you to post your own images coupled with your own voice!
7.		Farm Animals (Photo Touch)	Add your family photos to the list of farm animals and make a game of choosing the correct photo. From groups of 2 up to 10 photos on one screen.
8.		Pictello (AssistiveWare)	Customize this digital photo album with your photographs and add your voice to tell the story behind the photos.


9.		My Pictures Talk Grembe Inc.	Make an electronic “choice book.” New function allows use of your own <u>video</u> clips!
10.		Answers Yes/No HD (Simplified Touch)	Make up to four (4) separate lesson plans, each with six customized choice screens!
11.		Proloquo To Go (Assistive Ware)	Developers call it “AAC in your pocket.” Similar to the Dynavox communication system. Very good and only \$180, compared to \$7,000 for the Dynavox!
12.		Talk To Me – Text to Speech (Chris Chauvin)	A basic text to speech application that speaks the words you type! Save words or phrases for future uses. Male & female voice options. Use as a digital bridge to autistic students!
13.		Baby Sign (iDev2.com)	Learn some basic American Sign Language words! Short video clips of woman signing each word—great for learners and for use as a quick reference!
14.		VolaFriends HD	Useful for teaching emotions to kids via short video clips with depictions of emotions on the faces of actors.
15.		Choice Board Creator (Techno Chipmunk)	Create a choice game by designing up to six boxes with an image or photo and a question that prompts the user to make a choice, such as “Which box has a picture of Mama?” When the user selects the appropriate box to answer the question you have programmed then applause is played.
16.		Storyrobe (Storyrobe Inc.)	Create a story through photos quickly! Up to 3 minutes of time for each story that you tell through your own photos and narration. Use for following sequence of things needed for task completion or just tell fun stories about your trip to the park!
17.	 Switch Access	Sounding Board	Relatively low-cost app allows you to make use of Mayer Johnson symbols to construct “boards” that can display the symbols on the screen one at a time or two, three, four, six or nine at a time. You can record your voice to be paired with the symbols cards so that your voice is heard

		AbleNet	when the symbol card is selected.
18.	 Switch Access	Scene & Heard	Unusual app allows user to display a photo on the iPad screen and then create a number of “hotspots” or boxes that frame a face, objects, a building, whatever it is that you want to highlight in the frame. You then record an audio message that will be played each time a user touches that particular “hotspot.” In addition to audio, videos can also be linked to the “hotspots.”
19.	 Visual Braille	Visual Braille Michael Doise	Learn to read and comprehend Braille with this basic-level means to translate common words, sentences, numbers from text to Braille.

#	Icon	App	Description
Accessibility			
1.		Dragon Dictation	Dictate your message, and Dragon types it out on the screen. Your options for delivery of this message include text message, email, copy-and-paste, facebook, and twitter.
2.		Dragon Search	Search the web by voice commands! For example, dictate "google" and the app takes you to google's search page!
3.		VoiceOver (iPad Settings)	Designed for low vision and blind users, a voice narrates what is on iPad screen!. Takes practice to get comfortable with this product that comes loaded on all iPads.
4.		Large Text (iPad Settings)	Enlarge text in Mail and Notes. Choose from 20pt text up to 56pt text.
5.		White on Black (iPad Settings)	Toggle switch from standard black text on white background to white on black for increased contrast.
6.		Zoom (iPad Settings)	Magnifies the entire screen! Zoom by double-tap with three fingers.
7.		Speak Selection (iPad Settings)	Different from VoiceOver, this allows you to tap a word on the screen and it will be spoken to you. Also, you can control the speaking rate.
8.		Assistive Touch (iPad Settings)	Create "custom gestures" for those who may have difficulty touching the screen. Also for adaptive accessories.
9.		Talking Clock	Touch the screen to hear the time!

#	Icon	App	Description
Bonus Apps!			
1.		You Tube	Access all of You Tube's video riches on your iPad. My son is partial to music videos of popular singers appearing on Sesame Street and any music video starring Beyonce.
2.		Photos	Can be used to store scans from communication flashcards, such as Mayer-Johnson. Make sure you have some of your best photos loaded on you iPad for use in customizing communication apps!
3.		Vision Sim Braille Institute	Simulator that uses iPad's built-in camera (iPad 2 and later) to display for the user what it is like to see from the perspective of someone who has certain adult-onset causes of vision loss. The nine examples of vision loss include age-related macular degeneration, retinitis pigmentosa, and retinal detachment. You can use the camera to then take a photo to keep for reference what any particular setting in a home or at school might appear through the eyes of someone with these particular kinds of vision loss.
4.		Rover iSwifter Lean Inc.	Billing itself as an "education browser" for your iPad this app. allows your iPad to "access... content ordinarily unavailable on the iPad (e.g. Flash [and Java] content). Note: Rover requires a WiFi connection.

iPhone example



iPad example



SoundingBoard Version 3.1.1

AAC app for Apple's iPad®, iPhone®, or iPod Touch® into the latest in quick-ready communication technology.

SoundingBoard™ is ONLY available for download at iTunes stores. AbleNet transforms your iPad®, iPhone®, or iPod Touch® into the latest in communication technology. **Download for FREE today!**

In just minutes, you can create custom boards using AbleNet symbols or your own photos.

- Create boards with up to 9 message locations virtually unlimited capacity; create boards for any situation
- Use the built-in AbleNet symbol library for instant access to hundreds of symbols
- Record messages of virtually any length for each symbol
- Use your own photo library for even greater flexibility and options
- Take your own photos using your iPhone and use them in a board immediately*
- Increase the physical size of the boards by using iPad